

Such A Great View: People, Birds, and Sand

BAHASA INGGRIS PAKET B SETARA SMP/MTs KELAS VIII



Kementerian Pendidikan dan Kebudayaan
Direktorat Jenderal Pendidikan Anak Usia Dini dan Pendidikan Masyarakat
Direktorat Pembinaan Pendidikan Keaksaraan dan Kesetaraan
Tahun 2018

Hak Cipta © 2018 pada Kementerian Pendidikan dan Kebudayaan

Dilindungi Undang-Undang

Easy English for Package B

Modul 7 : Such A Great View: People, Birds, and Sand

■ **Penulis:** Yuniarti

■ **Diterbitkan oleh:** Direktorat Pembinaan Pendidikan Keaksaraan dan Kesetaraan-
Ditjen Pendidikan Anak Usia Dini dan Pendidikan Masyarakat-Kementerian Pendidikan dan
Kebudayaan, 2018

iv+ 36 hlm + ilustrasi + foto; 21 x 28,5 cm

Modul Dinamis: Modul ini merupakan salah satu contoh bahan ajar pendidikan kesetaraan yang berbasis pada kompetensi inti dan kompetensi dasar dan didesain sesuai kurikulum 2013. Sehingga modul ini merupakan dokumen yang bersifat dinamis dan terbuka lebar sesuai dengan kebutuhan dan kondisi daerah masing-masing, namun merujuk pada tercapainya standar kompetensi dasar.

Preface

Pendidikan kesetaraan sebagai pendidikan alternatif memberikan layanan kepada masyarakat yang karena kondisi geografis, sosial budaya, ekonomi dan psikologis tidak berkesempatan mengikuti pendidikan dasar dan menengah di jalur pendidikan formal. Kurikulum pendidikan kesetaraan dikembangkan mengacu pada kurikulum 2013 pendidikan dasar dan menengah hasil revisi berdasarkan peraturan Mendikbud No.24 tahun 2016. Proses adaptasi kurikulum 2013 ke dalam kurikulum pendidikan kesetaraan adalah melalui proses kontekstualisasi dan fungsionalisasi dari masing-masing kompetensi dasar, sehingga peserta didik memahami makna dari setiap kompetensi yang dipelajari.

Pembelajaran pendidikan kesetaraan menggunakan prinsip flexible learning sesuai dengan karakteristik peserta didik kesetaraan. Penerapan prinsip pembelajaran tersebut menggunakan sistem pembelajaran modular dimana peserta didik memiliki kebebasan dalam penyelesaian tiap modul yang disajikan. Konsekuensi dari sistem tersebut adalah perlunya disusun modul pembelajaran pendidikan kesetaraan yang memungkinkan peserta didik untuk belajar dan melakukan evaluasi ketuntasan secara mandiri.

Tahun 2017 Direktorat Pembinaan Pendidikan Keaksaraan dan Kesetaraan, Direktorat Jendral Pendidikan Anak Usia Dini dan Pendidikan Masyarakat mengembangkan modul pembelajaran pendidikan kesetaraan dengan melibatkan Pusat Kurikulum dan Perbukuan Kemdikbud, para akademisi, pamong belajar, guru dan tutor pendidikan kesetaraan. Modul pendidikan kesetaraan disediakan mulai paket A tingkat kompetensi 2 (kelas 4 Paket A). Sedangkan untuk peserta didik Paket A usia sekolah, modul tingkat kompetensi 1 (Paket A setara SD kelas 1-3) menggunakan buku pelajaran Sekolah Dasar kelas 1-3, karena mereka masih memerlukan banyak bimbingan guru/tutor dan belum bisa belajar secara mandiri.

Kami mengucapkan terimakasih atas partisipasi dari Pusat Kurikulum dan Perbukuan Kemdikbud, para akademisi, pamong belajar, guru, tutor pendidikan kesetaraan dan semua pihak yang telah berpartisipasi dalam penyusunan modul ini.

Jakarta, Desember 2018

Direktur Jenderal

Harris Iskandar

Contents

Preface	iii
Contents	iv
Guideline	1
UNIT 1 Too Many Birds on The Beach	3
A. Activity 1: Asking about People's Number	4
B. Activity 2: Asking about Things Number	8
C. Activity 3: Asking About Animal's Number	12
UNIT 2 Enjoy the Sunset	15
A. Activity 1: Talking About Daily Activitiess	16
B. Activity 2: Talking About the Habits	19
C. Activity 3: Talking About the General Truth	22
Grammar Zone	26
Summary	28
Evaluation	29
Completeness Criteria	32
Additional Resources	33
References	33
About the Author	34




SUCH A GREAT VIEW: PEOPLE, BIRDS, AND SAND



Guideline

How to use this module?

There are several steps in using this module!

 Guideline	Step 1 Read the guideline! Guideline is a general explanation how to use the module on each step. (Petunjuk penggunaan adalah penjelasan umum bagaimana menggunakan modul ini pada setiap langkah)
 Learning Outcomes	Step 2 Read the learning outcomes! Learning outcomes are the outcomes that a learner should accomplish. (Tujuan atau capaian pembelajaran yang harus dipenuhi oleh peserta didik)
 Learning Activities	Step 3 Do the learning activities! Learning activities are various activities to help a learner to develop the language skills. (Kegiatan pembelajaran yang membantu peserta didik mengembangkan ketrampilan berbahasa).



Summary

Step 4

Read the summary!

Summary is a brief explanation to remind the learner about the previous material.

(Rangkuman merupakan penjelasan singkat untuk mengingatkan kembali peserta didik terhadap isi materi).



Grammar Zone

Step 5

Grammar Zone!

In this session you have to pay attention to the grammar related to the content of unit.

(Pada bagian ini, Anda harus memperhatikan grammar yang sesuai dengan isi materi pada unit tersebut).



Evaluation

Evaluation!

Evaluation is certain short test to make sure whether the learners mastering the lesson very well.

(Evaluasi adalah beberapa soal pendek yang diberikan untuk memastikan bahwa peserta didik telah menguasai materi dengan baik).



Completeness Criteria

Step 6

Set the completeness criteria!

Completeness Criteria is several criteria a learner should complete to finish this module before continuing to the next module.

(Kriteria ketuntasan adalah kriteria yang harus dipenuhi oleh peserta didik untuk menyelesaikan modul ini).



Additional References

Step 7

Pay attention to this!

Additional references to enrich materials in order to develop language skill.

(Referensi atau sumber belajar lain yang dapat digunakan peserta didik untuk menambah kemampuan berbahasanya.)

NOTE: Use the DICTIONARY when it is necessary (Gunakan kamus apabila diperlukan).

UNIT 1

TOO MANY BIRDS ON THE BEACH



Comprehending; People's number, animal's number, and thing's number.



Practice to construct about people's number, animal's number and thing's number.



character buildings; Discipline, Politeness, confidence, collaboration, Religious



A. Activity 1: Asking about People's Number

Lead-in

How do you say when you ask the number of people in a certain place?



1. Look at the picture and pay attention!



Mr. Ibnu : **How many** children
are in the beach?

Ibas : **There are a few** children
on the beach



Daya : **How many** children are
in the beach?

Dani : **There are many** children
on the beach



Imam : **How many** people are
in the beach?

Imron : **There is only a person**
on the beach

2. Answer the questions based on the pictures above!

a. Picture 1

- 1) Who are they in the dialogue?...
- 2) What are they talking about?...
- 3) Are there many people on the beach?...

b. Picture 2

- 1) Who are they in the dialogue?...
- 2) What are they talking about?...
- 3) Are there many people on the beach?...

c. Picture 3

- 1) Who are they in the dialogue?...
- 2) What are they talking about?...
- 3) Are there many people on the beach?...

NOTE:

There are more than one person on picture 1 and picture 2.

There is only one person on picture 3

Asking about people's number we use:

How many ...

3. Read and complete the sentences

Now complete the sentences using **there are/there is** or **there aren't/there isn't**



... many people on the bus



... a few girls in the gym.



... an old man in the library.



... some people in doctor's room.



... any students in the classroom



... many children in the playground.

4. Pay Attention

There are some quantifiers use to mention the number of people, those are:



QUANTIFIERS AND THE USAGE

Quantifiers	Usage	Means
Some	Positive sentence	Beberapa
Any	Negative sentence	beberapa
Many	Positive/negative sentences	banyak
A few	Positive/negative sentence	sedikit
A lot of	Positive/negative sentence	Banyak
a/an	Positive/negative sentence	seorang

5. Complete the sentences using *some/any/many/a few/a/an* (choose one)!

- There is (many/a) boy in the playground.
- There are (some/any) ladies in the market.
- There are (some/any) people in the bus station
- There are (a few/a) men in the waiting room.
- There is (a/an) old woman sitting in the park.
- There isn't (some/a) soldier in the hall.
- There aren't (a/some) sailors in the fish market.
- There are (a lot of/a) policeman standing in front of the hotel.
- Thera are (some/any) nurses in the nursing room.
- There is (some/a) teacher in the school yard.

6. Vocabularies

Playground	taman bermain	Market	pasar
Bus station	stasiun bis	Waiting room	ruang tunggu
Park	taman	Soldiers	tentara
Hall	aula	Sailors	pelaut
Fish market	pasar ikan	School yard	halaman sekolah

7. Task to do!



- Please check on the link below: <https://www.youtube.com/watch?v=tBPHmLuYSqU>
- Then make a conclusion based on the video you have watched.
- Make 10 sentences used some/any/many/a few/ a or an.






B. Activity 2: Asking about Things Number

Lead-in

How do you say when you ask the number of things?



1. Read and Learn

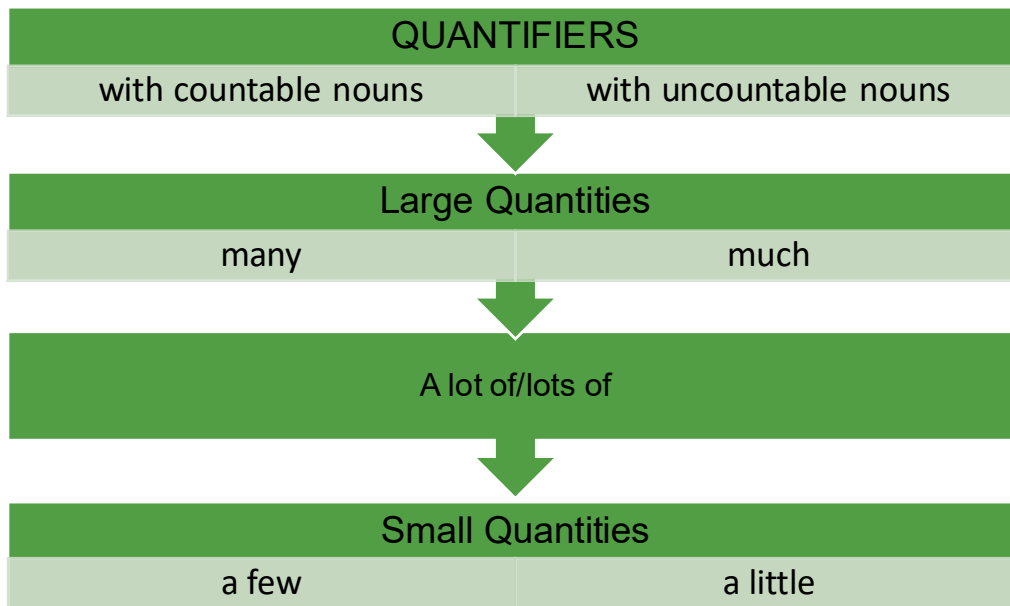
	<p>Mr. Bono : How many boats are there on the beach?</p> <p>Mr. Suka : There are many boats on the beach</p>
	<p>Mr. Kris : How much money is there in your pocket?</p> <p>Mr. Adi : There is only a little money I have</p>
	<p>Mr. Hatta : How much sand is on the beach?</p> <p>Mr. Imam : There is much sand on the beach</p>

2. Answer the Questions!

- a. Picture 1
 - 1) Who are they in the dialogue? ...
 - 2) What are they talking about? ...
 - 3) Are there a lot of boats on the sea? ...
- b. Picture 2
 - 1) Who are they in the dialogue? ...
 - 2) What are they talking about? ...
 - 3) Is there a lot of money in the pocket? ...
- c. Picture 3
 - 1) Who are they in the dialogue? ...
 - 2) What are they talking about? ...
 - 3) Is there a lot of money in the pocket? ...

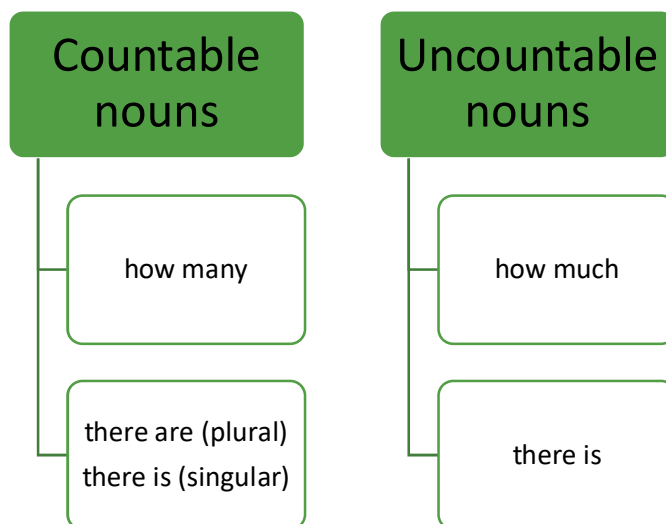
3. Pay Attention!

There are some quantifiers use to mention the number of things, those are:



Note: Countable nouns → benda yang dapat dihitung

Uncountable nouns → benda yang tidak dapat dihitung



4. Complete the sentence with *much/many* or *a/an a few/a little*

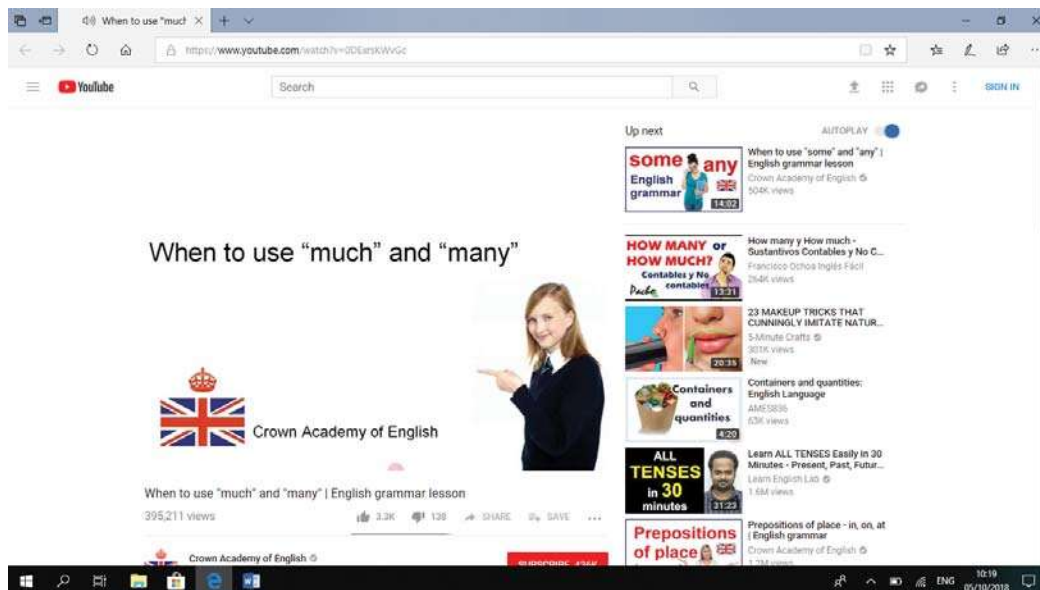
- There are (many/much) oranges on the table.
- There is (many/much) bread in the table.
- There (many/much) eggs in the refrigerator.
- There is (many/much) butter in the refrigerator.
- There is (a/an) apple on the plate.
- There is (a/an) knife beside the apple.

- g. There is (a few/a little) oil in the bottle.
- h. There are (a few/a little) tomatoes in the basket.
- i. There are (much/many) boats on the beach.
- j. There is (much/many) salt in the kitchen

6. Vocabularies

Countable Nouns Plural (with -s)		Uncountable Nouns Plural (without -es)	
tomato	tomat	salt	garam
wallet	dompot	sand	pasir
egg	telur	bread	roti
boat	perahu	money	uang
knife	pisau	sugar	gula
apple	apel	cheese	keju
refrigerator	kulkas	snow	salju
bottle	botol	food	makanan
basket	keranjang	rice	beras
pocket	saku	oil	minyak
plate	piring	butter	mentega

6. Task to do



- a. Please check to the link below: <https://www.youtube.com/watch?v=0DExrsKWvGc>
- b. Do the following:
 - Watch and learn the video.
 - Make a summary based on the video.
 - Then:

c. Then:

- Find other ten (10) countable nouns and ten (10) uncountable nouns from other resources (such as; books, magazines, TV, films, songs).



C. Activity 3: Asking About Animal's Number

Lead-in

What do you say when you asked about animal's number?



1. Read and Learn!



Rudi : How many birds are there on the beach?

Irma : There are a lot of birds on the beach.



Ivan : How many shells are there on the beach?

Fani : There are a few shells on the beach.



Deni : How many fish are there in the aquarium?

Dian : There are many fish in the aquarium.

2. Pay Attention

NOTE:

Asking about animal's number we use:

How many ...

There are for plural animals

There is for one animal

QUANTIFIERS

LARGE
QUANTITIES

SMALL
QUANTITIES

None

Many

a lot
of/lots of

a few

some/any

an/a

3. Arrange the scrambled words below into a good sentence!

a. Are – yard – there – in – the – some – deer

There are some deer in the yard.

b. Fish – there – in – the – pan – are - a lot of

c. Grills – my –squids – mother – and – shrimps – some

d. Found – eggs – beach – some – with – their – on – the – I – turtles

e. Only – hammer – world – whales – in – the – a few – head

f. There – this – river – is – no – in – crocodile

g. There – a – in - this - dolphin - aquarium - isn't

h. are - some - killer – sharks – there – this – in – strait

i. is - an - across - beach - octopus - the - there

j. find - I - a - fish - seaweed - near - the - star

4. Vocabularies

Deer	rusa	Yard	halaman
Star fish	Bintang laut	Pan	panci
Grilled	bakar	Squid	Cumi-cumi
Shrimp	udang	Turtle	Kura-kura
Hammer head whale	Paus kepala martil	Crocodile	buaya
Dolphin	Lumba-lumba	Shark	hiu
octopus	gurita	seaweed	Rumput laut

5. Task to Do

Find 10 (ten) name of animals which live in the farm. Then make sentences based on the name of animals.

a. I see many **ducks** in the rice field.

b. _____

c. _____

d. _____

e. _____

f. _____

g. _____

h. _____

i. _____


j. _____

UNIT 2

ENJOY THE SUNSET



Write well about: daily activities, habits, general truth



Speak well about: daily activities, habits, general truth



Character building:
Discipline, Politeness, confidence, collaborate, religious



A. Activity 1: Talking About Daily Activities



Lead-in

- What time does a sailor usually go to the sea?
- What time does they come to the beach?

1. Read and Learn!



The fishermen go to the sea at 18.00 pm



They come to the seashore at 07.00 am



They go to the fish market at 09.00 am.



They take a rest at their boat at 12.00 am

2. Answer the Questions!

- What time do the fisherman go to the sea?
- What time do they come to the sea shore?
- What time do they go the fish market then?
- What time do they take a rest?

3. Pay Attention



My Daily Activities as A Fisherman

- I **go** to the sea with my partner at about 21.00 pm.
- We **are** in the sea to catch the fish for about 7 hours.
- Then at 3.00 am we **go** to the sea shore and **arrive** at about seven o'clock.
- Then, we **go** to the fish market to sell our fish catch.
- Sometimes we **go** home to take a rest or just stay in our boat.
- We **take a nap** for a while.
- Until the time we **have** to go back to the sea again.

Story of A Fisherman's Wife

- My husband **goes** to the sea every night.
- He **catches** the fish for 7 hours.
- He **comes** back to the sea shore at 07.00.
- Then he **goes** to sell the fish at the fish market.
- I **prepare** for his lunch at 12 o'clock.
- He **sleeps** and **takes** a rest until night.
- Then he **has** to go back to the sea at 21.00 pm.

4. Exercises

Now complete the daily activities table of a teacher below!



TIME	ACTIVITIES
06.30 – 07.00	Mrs. Anna goes to school to teach the students
07.00 – 14.00	She ... Math for the students for 7 hours.
14.00 – 14.30	She ... back to her house to meet her family
14.30 – 17.00	She ... for a while and play with her children.
17.30 – 18.00	She ... a bath
18.00 – 20.00	She and her family ...TV and ... family dinner
20.00	She ... to bed. Ready for tomorrow activities.
takes a rest teaches watch takes goes have goes	

5. Vocabularies

Seashore	tepi pantai	Catch	menangkap
Take a nap	tidur siang	Take a rest	istirahat
Take a bath	mandi	Arrive	tiba

6. Task to Do

Now, make a comparison table for your mother activities and yours. Do with your own sentences!



Mother's activities	Time	My activities
	05.00 – 06.00	
	06.00 – 07.00	
	07.00 – 12.00	
	12.00 – 13.00	
	13.00 – 15.00	
	15.00 – 17.00	
	17.00 – 18.00	
	18.00 – 20.00	
	20.00 – 21.00	
	21.00 – 04.00	



B. Activity 2: Talking About the Habits

Lead-in

- What do you say when you talk about habits?
- What is habit?



1. Read and Learn!



Source: dreamstime.com

Hasan always goes to the mosque every Friday



Source: everypixel.com

Mrs. Rina sees the doctor **sometimes**.



Source: en.fotolia.com

Mrs. Alifa usually buys some fruits on Sunday.

2. Pay Attention

Pay attention to these sentences:

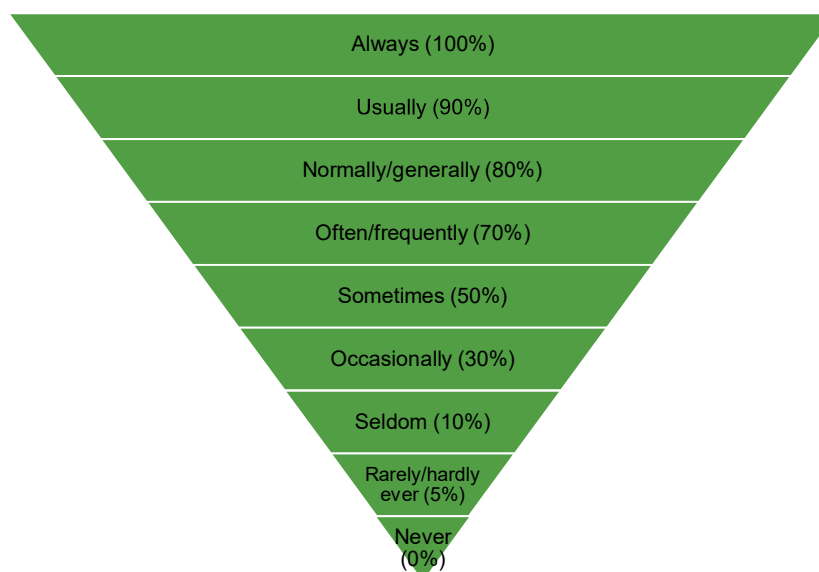
- Hasan **always** goes to mosque every Friday.
- Mr. Rina sees the doctor **sometimes**.
- Mrs. Alifa **usually** buys some fruits on Sunday.

Note:

Always, usually, and sometimes are some examples of adverb of frequency.

To show habit, sometimes need adverb of frequency to show how often the habit is.

List of Adverb of Frequency



Examples:

- a. Suci **always goes** to her grandma's house every evening.
- b. I **usually go** to the fish market every Saturday.
- c. The students **generally do** the Flag ceremony every Monday.
- d. Maya **often rides** her bicycle to go to school.
- e. Muti **sometimes joins** the dancing club on Wednesday.
- f. Novi and her brother Nova **occasionally practice** wall climbing.
- g. My sister **seldom cooks** at home. She prefers to buy in a restaurant.
- h. I **rarely eat** seafood.
- i. My father **never goes** everywhere by bus. He is allergic on the smell of bus.

3. Now rewrite the complete sentence using the adverb of frequency in its correct position!

- a. Sofia practices gym in the hall. (often)
- b. Nungki and Harris perform dancing in art exhibitions. (sometimes)
- c. My uncle uses his wheel chair. (always)
- d. My grandfather takes a little walk in the morning. (usually)
- e. I have middle test on August. (normally)
- f. Kurnia goes to school alone. His big brother always accompanies her. (never)
- g. Masita wears skirt. She prefers wears trousers. (rarely)
- h. Burhan and Amir drive their car. They go everywhere by bus sometimes. (seldom)
- i. My aunt cooks Javanese food for the whole family. (occasionally)
- j. My best friend Rina visits me every December. (generally)

4. Vocabularies

- | | |
|-----------------------|---------------------|
| e. Always | : Selalu |
| f. Usually | : Biasanya |
| g. Normally/generally | : umumnya/normalnya |
| h. Often/Frequently | : sering |
| i. Sometimes | : kadang-kadang |
| j. Occasionally | : sewaktu-waktu |
| k. Seldom | : Jarang |
| l. Rarely | : jarang sekali |
| m. Never | : tidak pernah |

5. Task to Do

In your own, build 10 (ten) sentences using the adverb of frequencies; **always, usually, generally, often, sometimes, occasionally, seldom, rarely, never, frequently**. Sentences

describe yourself (habit, hobby)

Examples: I always have a walk in the morning.

I never go swimming.

- a.
- b.
- c.
- d.
- e.
- f.
- g.
- h.
- i.
- j.





C. Activity 3: Talking About the General Truth

Lead-in

- Where does the sun rise?
- When does the sun set?



1. Read and Learn!

	<p>Nuri : Susan, where does the sun rise?</p> <p>S u - : Everybody knows. The sun rises in the east</p>
	<p>Nuri : Now Susan, where does the sun set?</p> <p>S u - : It's so easy. The sun sets in the west.</p>



2. Pay Attention

General truth is something that people know well. General truth is believable and everybody believes it absolutely.

In English we use Simple Present Tense to express general truth

Look at the examples of general truth below:

	
The earth is round.	Tiger is a carnivore.

	
Fish lives in the water	Birds flies on the sky

3. Complete the sentence as the general truth of each. Do as the examples:


- Human walks with two legs. Cat walks with four legs.
- Fish lives in water. Birds
- Tiger eats meat. Cow
- The rainy seasons come in January. The dry seasons
- Kuala Lumpur is the capital of Malaysia. Manila
- Japan is in Asia. Congo
- Earth is a planet. Sun
- My aunt is a lady. My uncle
- A farmer works in a farm. A fisherman
- A pilot flies a plane. A driver

4. Vocabularies

Rise	Terbit	Set	Tenggelam
Earth	Bumi	Round	Bulat
Carnivore	Pemakan binatang	Rainy seasons	Musim hujan
Dry seasons	Musim kemarau	Capital	ibukota

5. Task to Do





Write down three general facts for each picture below:

	a.

	b.

	c.

Source: amazon.co.uk

 <p>Source: freepic.com</p>	<p>a.</p> <p>.....</p> <p>b.</p> <p>.....</p> <p>c.</p> <p>.....</p>
 <p>Source: kompasiana.com</p>	<p>a.</p> <p>.....</p> <p>b.</p> <p>.....</p> <p>c.</p> <p>.....</p>
 <p>Source: ayuprint.com</p>	<p>a.</p> <p>.....</p> <p>b.</p> <p>.....</p> <p>c.</p> <p>.....</p>
 <p>Source: harian7.com</p>	<p>a.</p> <p>.....</p> <p>b.</p> <p>.....</p> <p>c.</p> <p>.....</p>

GRAMMAR ZONE

Pada modul ini Grammar zone yang diperkenalkan adalah **Simple Present Tense**. Sebagaimana dicontohkan pada modul ini maka Simple Present digunakan untuk:

1. Daily Activities/Daily Routine; yaitu kegiatan yang dilakukan sehari-hari.
2. Habit (kebiasaan); yaitu kegiatan yang menjadi kebiasaan atau dapat juga hobby.
3. General truth (kebenaran umum); yaitu segala sesuatu yang sudah menjadi kebenaran umum.

Perhatikan hal-hal berikut berkaitan dengan **Simple Present Tense** beserta contohnya:

1. Affirmative Sentence

a. Nominal Sentence (tanpa verb/kata kerja)

Subject	To be (is, am, are)	
I	am	happy
She	is	hungry
He	is	thirsty
You	are	late
We	are	in the living room
They	are	confused

b. Verbal Sentence (dengan verb/kata kerja)

Subject	Infinitive (es/s)	
I	go	to school
She	studies	English
He	goes	fishing
You	come	late
We	do	our job
They	bring	a lot of fish

2. Negative Sentence

a. Nominal Sentence

Subject	To be (is, am, are)+not	
I	am not	happy
She	isn't (is not)	hungry
He	isn't	thirsty
You	aren't	late

We	aren't	in the living room
They	aren't	confused

b. Verbal Sentence

Subject	Do/does not	Infinitive	
I	don't (do not)	go	to school
She	doesn't	study	English
He	doesn't	go	fishing
You	don't	come	late
We	don't	do	our job
They	don't	bring	a lot of fish

3. Interrogative Sentence

a. Nominal Sentence

To be	subject	
Am	I	happy
Is	She	hungry
Is	He	thirsty
Are	you	late
Are	we	in the living room
Are	they	confused

b. Verbal Sentence

Do/Does	Subject	Infinitive	
Do	I	go	to school
Does	She	study	English
Does	He	go	fishing
Do	You	come	late
Do	We	do	our job
Do	They	bring	a lot of fish

SUMMARY

UNIT 1

People's number :

- Large quantities; many, a lot of/lots of
- Small quantities; a few, some, any
- None; a/an
- Asking; How many

Thing's number :

- Countable nouns; many, a lot of/lots of, a few
- Uncountable nouns; much, a lot of/lots of, a little
- Asking; How much (uncountable), how many (countable)

Animal's number :

- Large quantities; many, a lot of/lots of
- Small quantities; a few, some, any
- None; a/an
- Asking; How many

UNIT 2

Simple Present Tense

Daily activities

- activities each day
- I go to school at 7 o'clock

Habit

- habit, hobbies
- Adverb of frequency; always, usually, sometimes, often, seldom, never, etc
- She never goes to the hospital.

General Truth

- general truth
- The sun rises in the east.

EVALUATION

A. Choose the correct answer!

1. Amin : How many people are in the hall?

Susan : Oh ... people in the hall.

- a. There is a
- b. There are some
- c. There isn't a
- d. There is any

2. Look at the picture. How many children are in the park?



Source: 123rf.com

- a. There are several children in the park.
- b. There is some children in the park.
- c. There is a few children in the park.
- d. There aren't children in the park.

3. Anita : How much money do you have?

Abbas : Not plenty. I have ... money.


- a. A lot of
- b. Lots of
- c. A few
- d. A little

4. Asih : Is there any oil in the kitchen?

Agus : Yes,

- a. There is some oil in the kitchen.
- b. There is a little oil in the kitchen.
- c. There is a few oil in the kitchen.
- d. There is many oil in the kitchen.

5. Look at the picture!

 <p>Source: 123rf.com</p>	<p>..... in the pond?</p> <ul style="list-style-type: none">a. How much frogs areb. How many frogs arec. There aren'td. There are
--	--

6. Akbar : What do you do in Sunday morning, Hasan?

Hasan :

- a. I go to school.
- b. I help my father in the farm.
- c. I am doing my homework.
- d. I am doing the test.

7. Aisyah is a diligent girl. She ... helps her mother every day.

- a. Seldom
- b. Never
- c. Rarely
- d. Always

8. Yunita sometimes ... gym on Saturday.

- a. practice
- b. practicing
- c. is practicing
- d. practices

9. An elephant has ivories, meanwhile a rhino ...

- a. have horns
- b. have a horn
- c. has horns
- d. has a horns

10. Cinta gets the first rank in the class. She ...

- a. always studies at night.
- b. never studies at night.

- c. seldom study at night.
- d. rarely study at night.

B. Answer the questions briefly!

1. Arrange the scrambled words into a good sentence!
classroom – are – a – students – there – few – in – the.

2. Complete the sentence using the words: cage – are – many
How goats ... in the ...?
3. Which one is correct?
 - a. How many tomatoes are in the refrigerator?
 - b. How much tomatoes are in the refrigerator?
4. Budi and Iwan ... go swimming. They only go to swimming pool once a month.
5. I ... meet him for a long time. I met him once last year.

COMPLETENESS CRITERIA

Now you have finished learning Module 8 of Easy English for Package B. You will pass the criteria of this module when you get 75 scores of the evaluation and get 75 for the task.

Now try to do the evaluation of this module. Try your best and pass the criteria! Good luck!

Sekarang Anda telah selesai mempelajari Modul 8 Easy English untuk Paket B. Anda dinyatakan lulus dari modul 8 ini apabila memperoleh skor minimal 75 dan memperoleh nilai 75 untuk. Sekarang kerjakan soal evaluasi untuk modul 8. Kerjakan sebaik-baiknya agar melampaui kriteria minimal. Selamat bekerja!



Additional Resources

Bacalah sumber lain untuk memperkaya pengetahuan pada modul ini, seperti:

1. Buku Bahasa Inggris untuk SMP
2. Basic English Grammar
3. <https://www.youtube.com/watch?v=L9AWrJnhsRI> (for simple present tense)



References

Achmad Fanani. 2014. Basic English Grammar. Jogjakarta: Literindo

Sholeh, M. Badrus. 2018. Headline English 2. Bandung: Srikandi Empat Widya Utama



About the Author

Nama : Yuniarti, S.Pd, M.Hum
Kantor : PPPAUD DIKMAS Jawa Tengah
Jl. Diponegoro 250 Ungaran, Kab. Semarang
Jawa Tengah
Telepon Kantor : (024) 692 118 7
Telepon Selular : 0812 267 875 70
Jabatan : Pamong Belajar Madya
Email : yunzart@yahoo.co.id
Pendidikan : S1 Pendidikan Bahasa Inggris
Universitas Sebelas Maret Surakarta 1994-1998
S2 Magister Linguistik
Universitas Diponegoro Semarang 2008-2010

Pengembangan Model :

2011 Model Taman Baca Masyarakat Area Publik
2012 Model Kampung Literasi
2013 Model Pembelajaran “SImpatik” bagi Pendidikan Keaksaraan Usaha Mandiri
2014 Media Pembelajaran Animasi “Lincak” pada Program Pendidikan Multiaksara
2015 Media Pembelajaran Easy English bagi Pembelajaran Bahasa Inggris Paket C
2016 Model Pembelajaran Paket C Online (2016)
2017 Model Pembelajaran Vokasi Paket C dengan Pendekatan Work Based Learning

